

DATA SHEET

ARUBA CENTRAL

Unified Cloud-based Network Operations and Assurance

Aruba Central is a unified cloud-based network operations, assurance and security platform that simplifies the deployment, management, and optimization of wireless, wired and WAN environments.

Intuitive workflow-driven features deliver more than traditional management to provide operational insights that save time and resources. This allows IT to focus less on managing the infrastructure and more on creating value for the business, and ensures that organizations large and small are operational in minutes, not hours or days.

STREAMLINED NETWORK OPERATIONS

Onboarding of infrastructure is an important process in any environment, but is often complex and time consuming. Central includes three solutions to make your life easier: a setup wizard, Zero Touch Provisioning, and a mobile installer app.

The setup wizard is a step-by-step workflow to automatically add account subscriptions, synchronize device inventory from orders, and assign subscriptions to devices. This new wizard saves time, improves accuracy, and reduces the resources required to onboard devices into your environment.

Zero Touch Provisioning (ZTP) simplifies network deployment. Configuration parameters are defined centrally for Aruba access points, switches, or branch gateways. Regardless of location, as devices are unpacked and powered up by any installer, each device connects to Central and automatically receives its running configuration.

KEY FEATURES

- Cloud-based monitoring and control
- Streamlined onboarding and deployment
- Advanced analytics and assurance
- Automated mobile and IoT device security
- Wi-Fi, wired and SD-WAN support

A mobile installer app allows you to delegate the installation and deployment of devices to a trusted resource or third-party service provider. The app lets you define the access privileges of an installer and track the onboarding process as devices are scanned and added to the assigned network. The ZTP process is then used, and the status of devices is instantly updated in the Central installer dashboard.

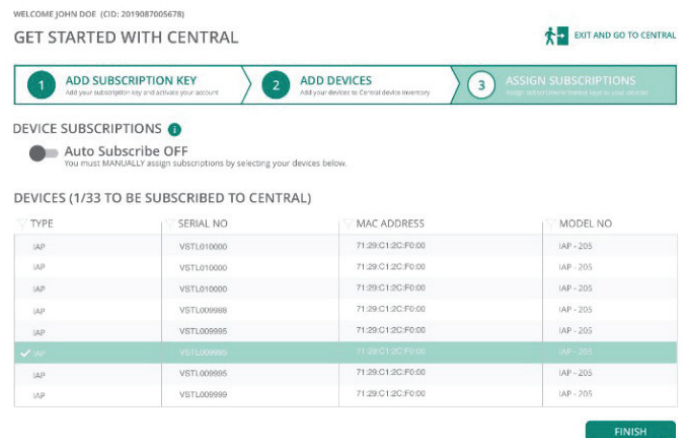


Figure 1: Setup wizard for simplified onboarding

CENTRALIZED MONITORING AND CONTROL

To manage the overall health and operations of your environment, Central includes a network health map or grid view.

Simply select any network device or client for context-based visibility. Central provides connectivity status, application usage, and related events.

The Central dashboard also includes a utility to see the status of equipment in distributed environments, which saves IT time and improves efficiency. The status of APs, switches and branch gateways provides the ability to view and configure:

- AP radio parameters, intrusion detection and prevention, firewall settings, VPN and DHCP connections
- Switch ports, VLANs, DHCP pools, system settings and auditing
- Gateway interfaces, uplink and path policies, IPsec encryption, routing, security and HA redundancy



Figure 2: Client health and connectivity status

ADVANCED ANALYTICS AND ASSURANCE

With continuous monitoring, AI-based analytics provide real-time visibility and insight into what's happening in the Wi-Fi network. The insights utilize machine learning that leverage a growing pool of network data, and deep domain experience.

The result is a consistent, reliable and timely flow of information about the RF environment, that helps IT work smarter to deliver an optimal Wi-Fi experience, despite increasing demands and the complexity that a growing network often brings.

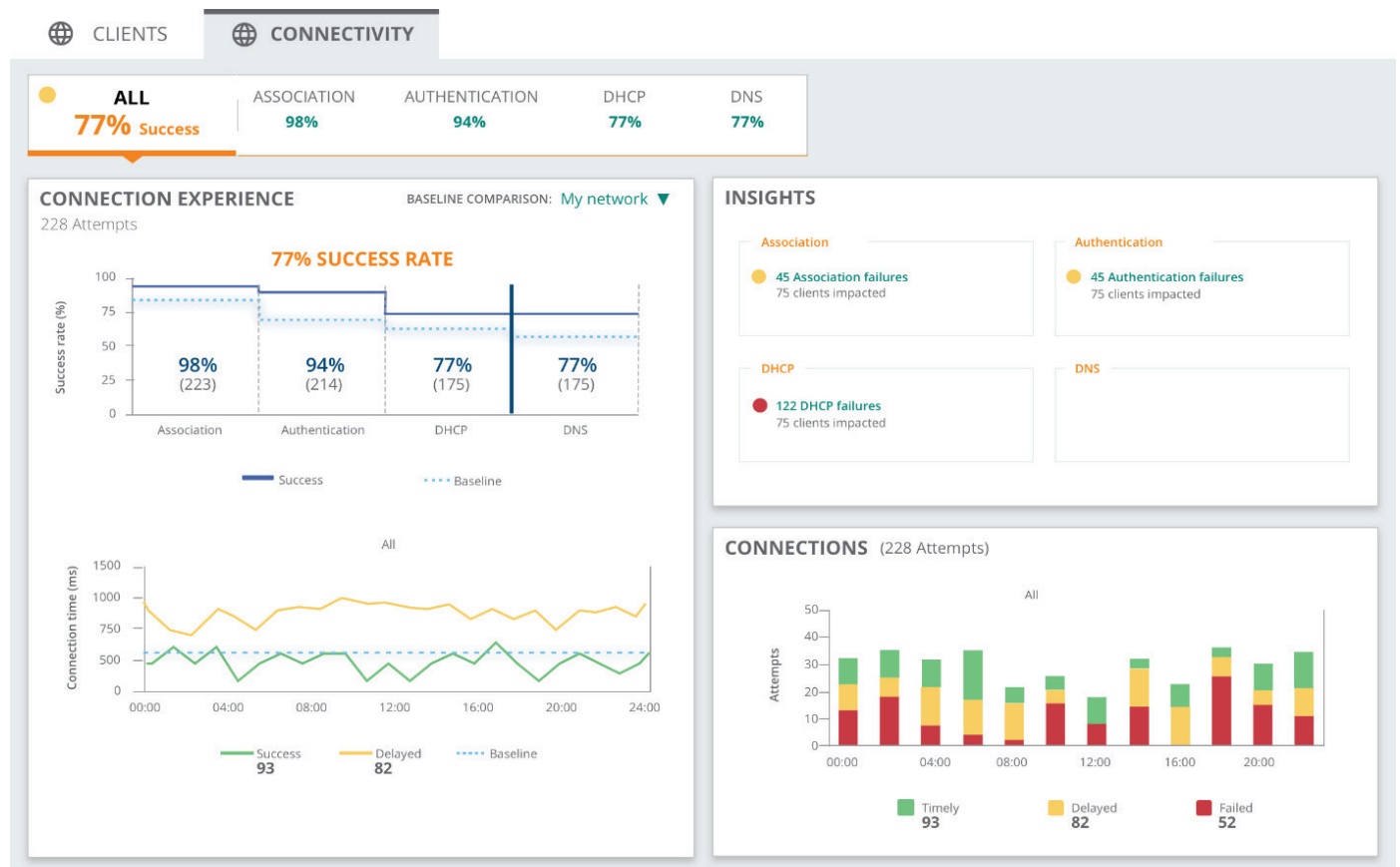


Figure 3: AI-based connectivity insights

ALERTS, REPORTING AND IN-DEPTH TROUBLESHOOTING

Central includes the ability to create comprehensive alerts that cover device connectivity, network health and user account activity. Scheduled and on-demand reporting highlights network and application health, throughput and usage data, device and client inventory and activity auditing.

When required, more in-depth diagnostics and enhanced troubleshooting data are provided.

SD-WAN MANAGEMENT

The monitoring and control of SD-WAN headend and branch gateways allows IT to centrally manage the infrastructure and routing of traffic over MPLS, broadband and cellular links.

Central also provides:

- Integrated topology views for graphical representation of gateways and details per site
- Application performance scores for WAN circuit health, bandwidth availability and tunnel status for each site
- WAN orchestration for the management of routing preferences across branch locations and data centers
- Virtual Gateway management to directly extend policies to the public cloud hosted gateways

Workflows also exist that allow IT to look into specific device, policy or circuit configuration information to improve the user experience.

AUTOMATED MOBILE AND IOT DEVICE SECURITY

To facilitate the deployment of mobile and Internet of Things (IoT) devices, Central can directly display information gathered from Aruba ClearPass Device Insight, which offers AI/ML based profiling. Device Insight automatically categorizes all devices on any wired or wireless network.

The use of packet inspection also allows Central to create behavioral profiles for the devices connected to the network. IT can use Central to see specific traffic patterns for any device to ensure that a device is actually what it is displayed as.

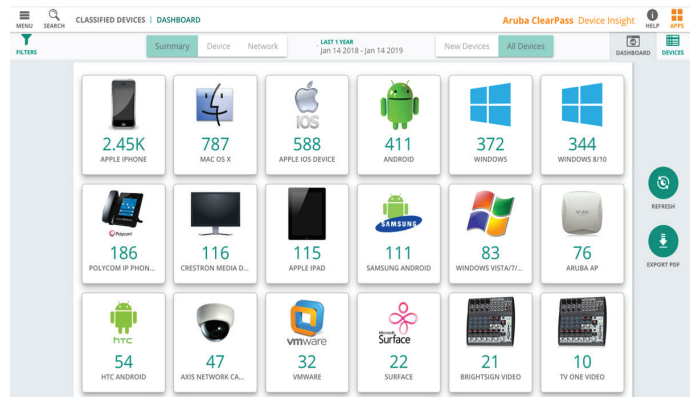


Figure 4: Mobile & IoT device visibility for accurate policy use

CLOUD SECURITY AND RELIABILITY

Designed from the ground up, Central ensures the highest possible availability through:

- A web-scale database design for responsive performance, even when working with large amounts of data
- Service redundancy, hosted from data centers worldwide in multiple locations
- Secure HTTPS connectivity, with certificate-based authentication for the highest level of protection

FLEXIBLE PRICING AND SUPPORT

A simple pricing model makes it easy to build the right solution for every business and budgetary need.

This includes:

- Device subscriptions for base management, and services subscriptions for value added guest Wi-Fi and user analytics
- Ability to utilize subscriptions across devices and services
- Online and phone support for any technical issue

ORDERING INFORMATION	
Part Number	Description
Device Management Subscription	
JY925AAE	Aruba Central Device Management Subscription for 1 Year
JY926AAE	Aruba Central Device Management Subscription for 3 Years
JY927AAE	Aruba Central Device Management Subscription for 5 Years
Services Subscription	
JY928AAE	Aruba Central Services Management Subscription for 1 Year
JY929AAE	Aruba Central Services Management Subscription for 3 Years
JY930AAE	Aruba Central Services Management Subscription for 5 Years